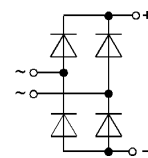


Miniature Bridge Rectifiers

MSK B .../. -1,5
MSKa B .../. -1,5



Features

- Plastic case with screw terminals
- High blocking voltage
- MSKa with avalanche characteristics

Typical Applications

- Internal power supplies for electronic equipment
- DC power supplies
- Control equipment
- Avalanche types for inductive loads:
Solenoids,
Motor brakes

V_{RSM} V_{RRM} V	V_{VRMS} V	I_D ($T_{amb} = 45\text{ °C}$) 2 A
800	250	MSK B 250/220-1,5
$V_{(BR)min}$ V	V_{VRMS} V	Avalanche Types
1300 1700	500 660	MSKa B 500/445-1,5 MSKa B 660/585-1,5

Symbol	Conditions	MSK... MSKa...
I_D	$T_{amb} = 45\text{ °C}$; isolated ¹⁾ chassis ²⁾	2 A 2 A
I_{FSM}	$T_{vj} = 25\text{ °C}$, 10 ms $T_{vj} = 150\text{ °C}$, 10 ms	58 A 50 A
i^2t	$T_{vj} = 25\text{ °C}$, 8,3...10 ms $T_{vj} = 150\text{ °C}$, 8,3...10 ms	17 A ² s 12,5 A ² s
P_{RSM}	$t_p = 10\text{ }\mu\text{s}$; avalanche types	1000 W
V_F	$T_{vj} = 25\text{ °C}$, $I_F = 10\text{ A}$	1,65 V
$V_{(TO)}$	$T_{vj} = 150\text{ °C}$	0,85 V
r_T	$T_{vj} = 150\text{ °C}$	100 m Ω
I_{RD}	$T_{vj} = 25\text{ °C}$; $V_{RD} = V_{RRM}$ $V_{RD} = V_{(BR)min}$	5 μA 5 μA
t_{rr}	$T_{vj} = 150\text{ °C}$; $V_{RD} = V_{RRM}$ $T_{vj} = 25\text{ °C}$	0,6 mA -
f_G		2000 Hz
R_{thja}		23 °C/W
T_{vj}		- 40...+150 °C
T_{stg}		- 55...+150 °C
RC	$P_R = 1\text{ W}$	10 nF + 20...50 Ω
F_u		2 A
w		25 g
Case		G 7

¹⁾ Freely suspended or mounted on an insulator

²⁾ Mounted on a painted metal sheet of min. 250 x 250 x 1 mm

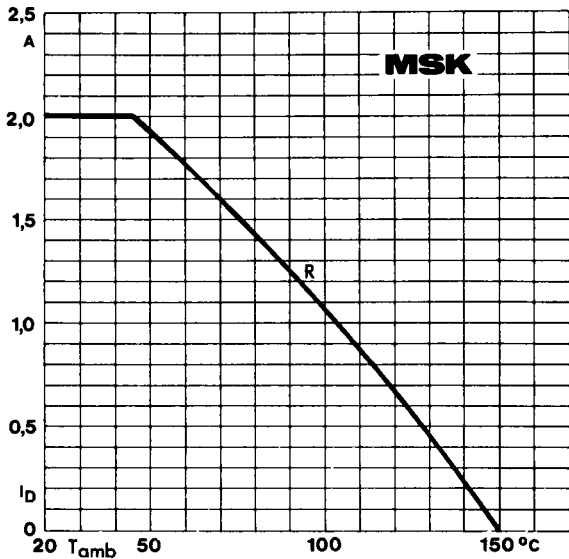


Fig. 1 Rated output current vs. ambient temperature

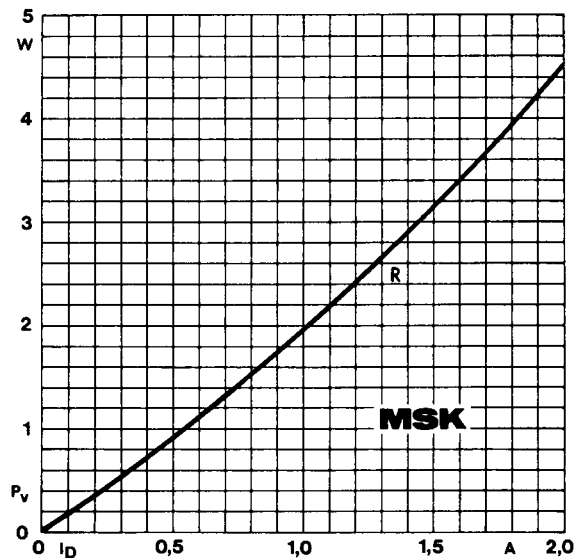


Fig. 2 Power dissipation vs. output current

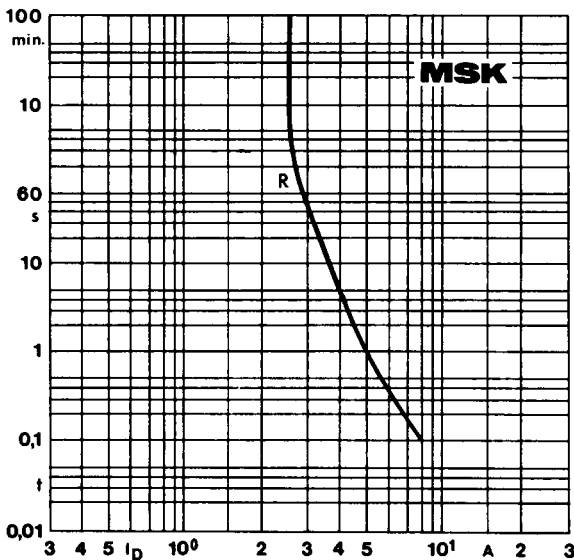


Fig. 6 Rated overload current vs. time

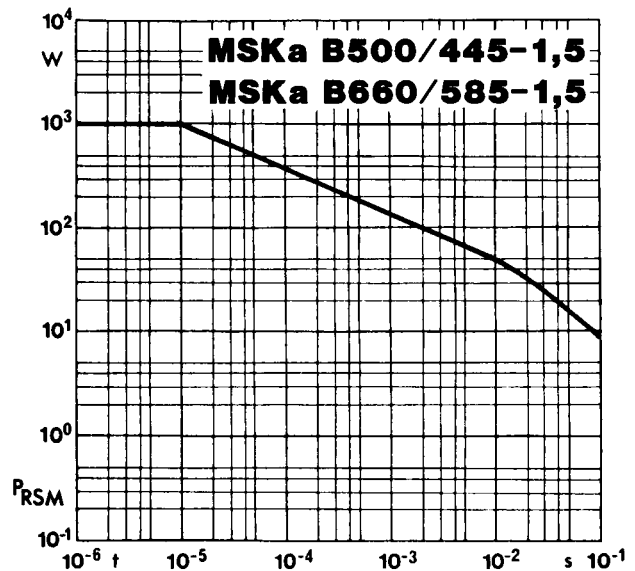


Fig. 7 Rated reverse power dissipation vs. time

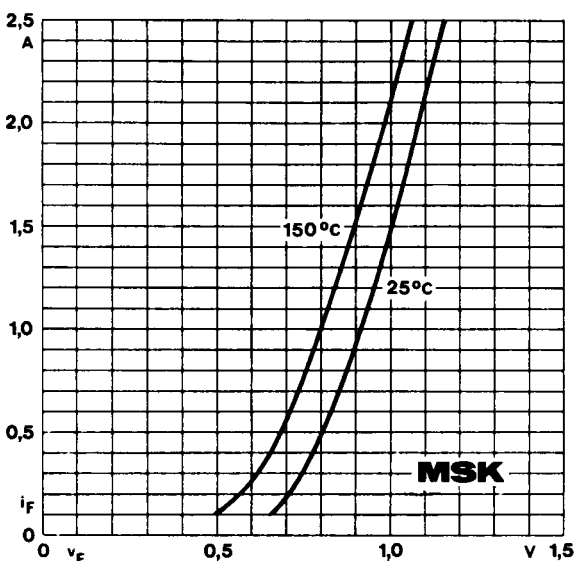


Fig. 9 Forward characteristics of a single diode

